

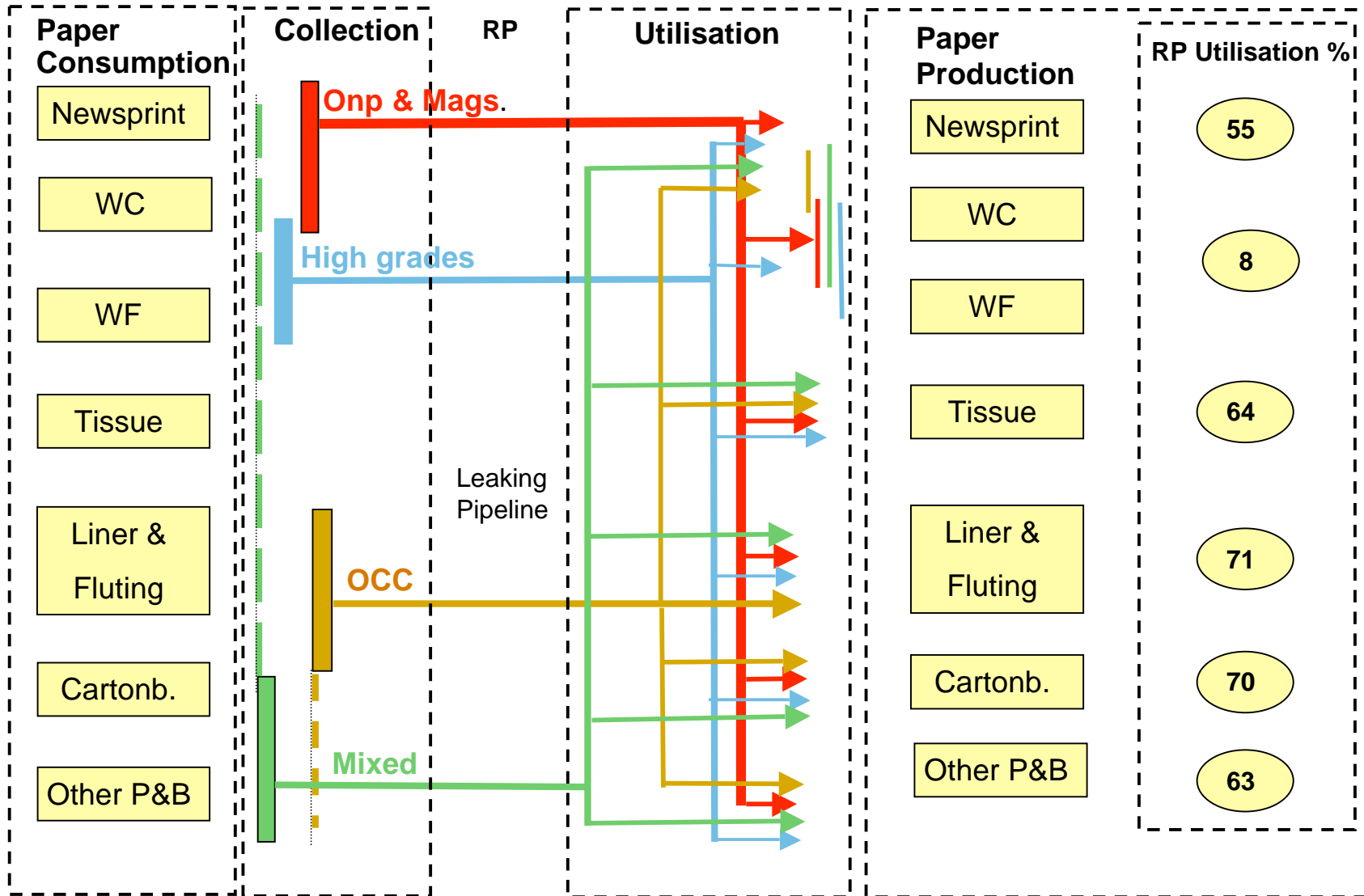


“THE LIMITS OF PAPER RECYCLING”
COST Action 48,

“Statistical work – needed data”

Ilpo Ervasti, Pöyry,
Bilbao, May 24-25 2007

Recovered Paper Flows



Recovered paper consumption by grade in CEPI - Europe

There are no actual production (collection) statistics about recovered paper. Recovered paper collection volume. Is generally calculated through the following path:

- Consumption of recovered paper
- Exports of recovered paper
- Imports of recovered paper
- Collection of recovered paper



Data is coming from individual CEPI countries (associations) but published as aggregate tables.
 Additional country data would be added to total figures.
 Country data will be publicly available only if national associations agree.

RP USAGE BY SECTOR: TOTAL ALL COUNTRIES								
2005	Mixed grades	Corrugated and Kraft	Newspapers and Magazines	High grades	Total Usage of Recovered Paper	Usage by Sector	Total Paper Production	Utilisation Rate %
Newsprint	317	0	8626	98	9041	19.1%	10972	82.4%
Other Graphic Papers	144	83	2433	948	3608	7.6%	38058	9.5%
Total Newsprint + O. G. P.	461	83	11059	1046	12649	26.7%	49030	25.8%
Case Materials	4747	16031	310	676	21764	46.0%	23 721	91.7%
Carton Boards	1623	419	420	763	3225	6.8%	8 018	40.2%
Wrappings upto 150 g/m?	346	640	220	314	1520	3.2%	3 718	40.9%
Other P & P for Pack	1809	746	253	250	3058	6.5%	4 275	71.5%
Total Packaging Papers	8525	17836	1203	2003	29567	62.5%	39732	74.4%
Household & Sanitary	297	39	883	1915	3134	6.6%	6288	49.8%
Others	399	1289	112	185	1985	4.2%	4294	46.2%
TOTAL	9682	19247	13257	5149	47335	100.0%	99 344	47.6%

CEPI has the basic statistics about recovered paper consumption by RP grade

Source: CEPI

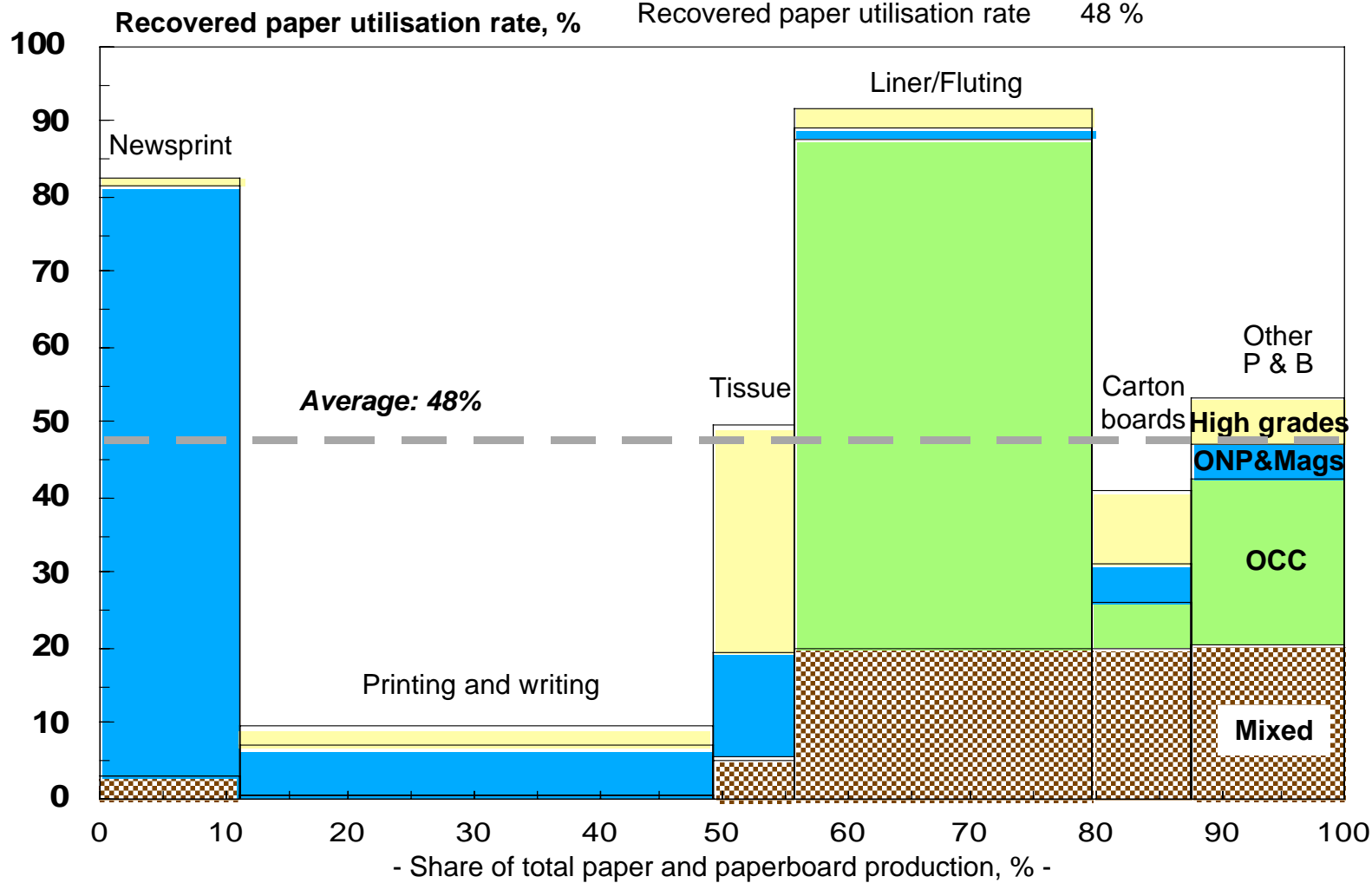
CEPI - Utilisation of Recovered Paper

By grade and end use in 2005

Paper and paperboard production 99,9 million tons

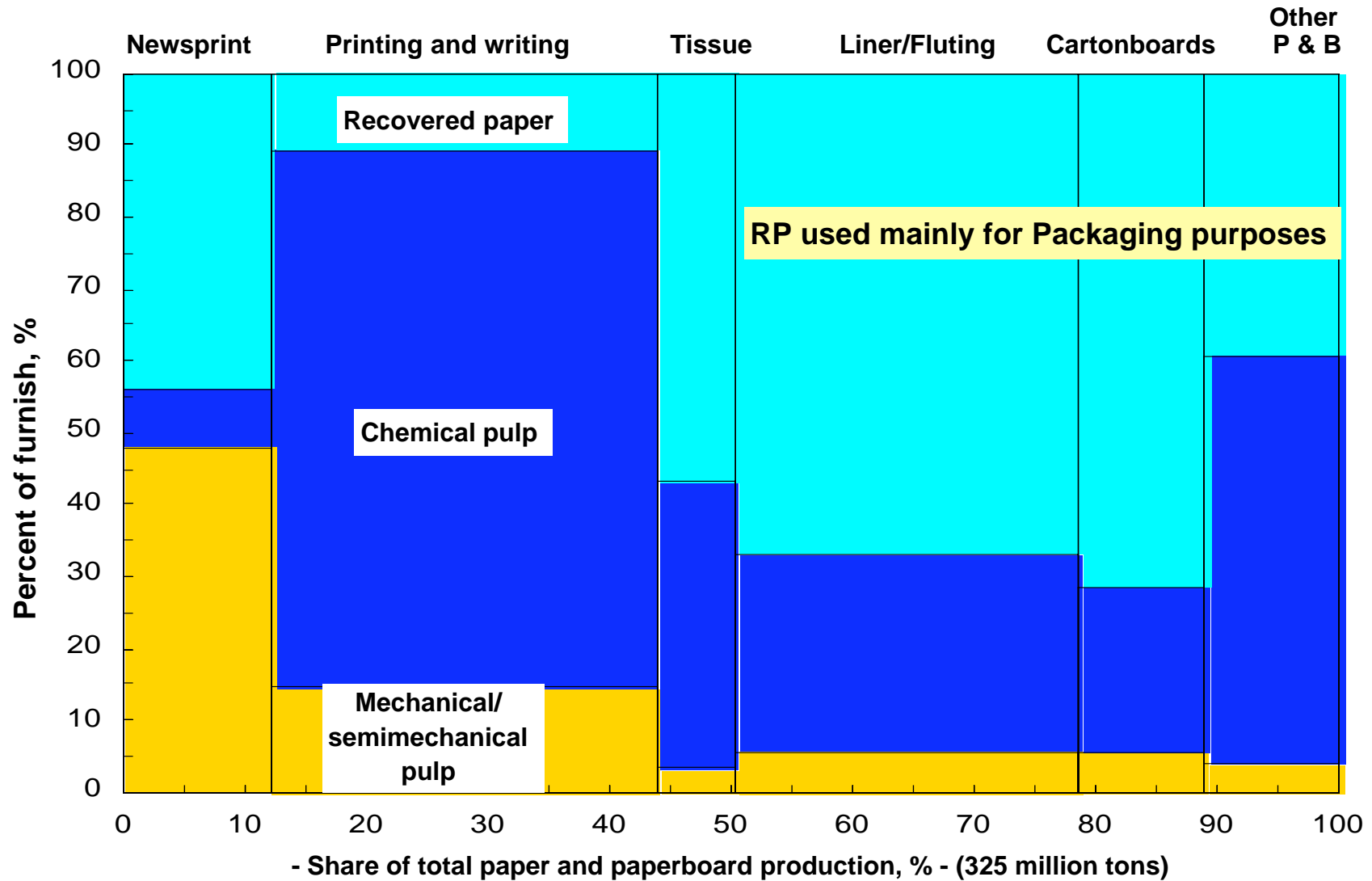
Recovered paper utilisation 47,7 mill. tons

Recovered paper utilisation rate 48 %



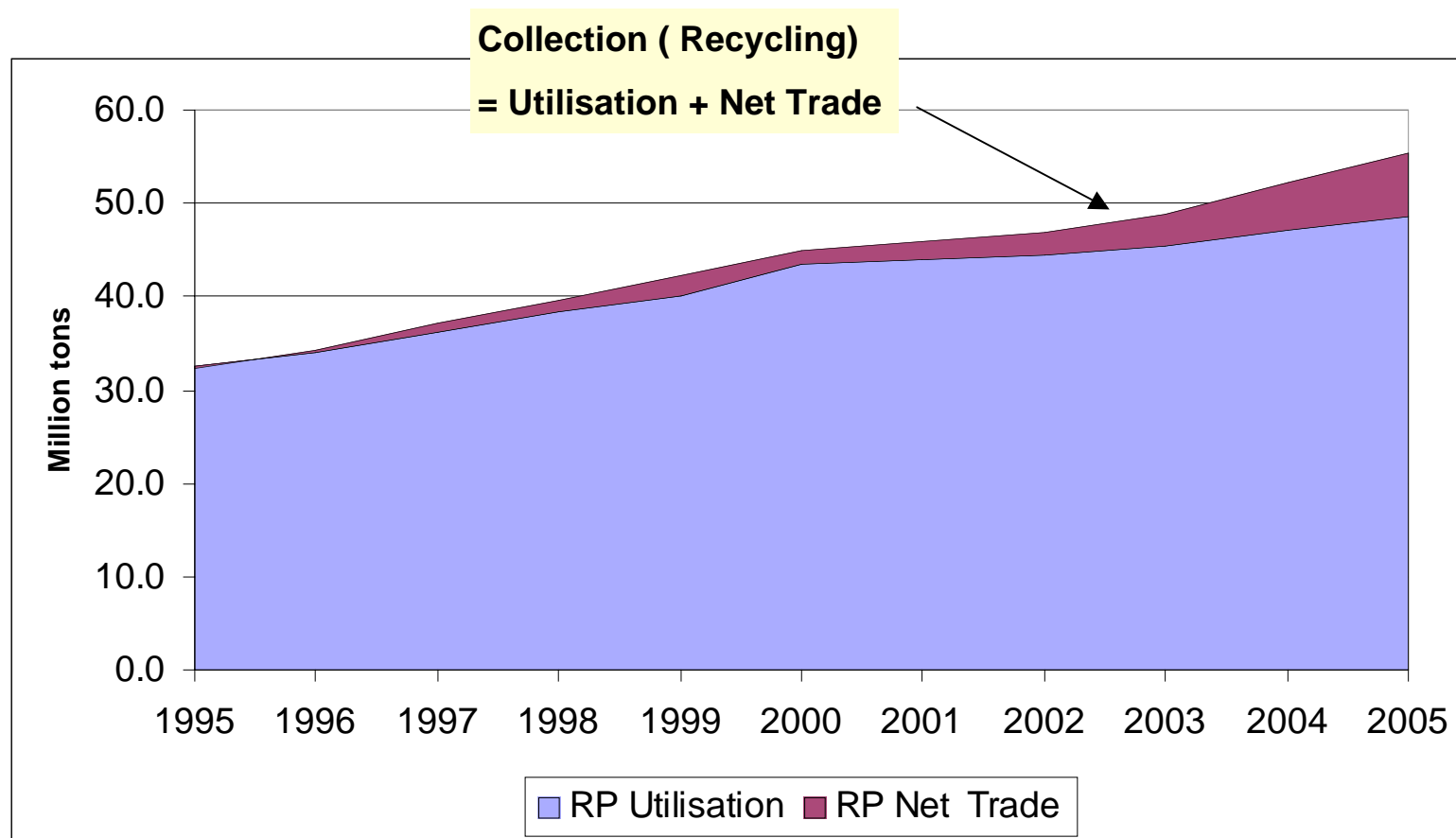
World Paper Industry Raw Material Furnish

By grade and end use



Recycling – Historical Development New Region – 1995 - 2005

Recovered paper exports (net trade) is an important variable in paper recycling



Questionnaire – data needs (1/5)



COST Action E-48
"The Limits Of Paper Recycling"

Questionnaire to collect data for statistical purposes

National representatives should try to collect as much as possible statistical information from their own country
 If actual data does not exist, an educated estimate will be accepted

In many countries it is difficult to collect information about recovered paper issues because the statistical system simply does not support this field. However, all pieces of data should be collected. The basic description of the situation in the COST E48 countries would ease the achievement of the COST E48 targets to find "The limits of paper Recycling"

If needed, additional rows can be inserted.

All figures should be total country figures - basic year is 2005

Country:

Person

Contact information:
 (e-mail, telephone)

1 Consumption, imports, exports and collection of recovered paper by recovered paper grade
 (If actual figures are not available, estimates) 2005

1000 tons	Mixed	OCC	ONP & Mags.	High grades	Total RP
Consumption (utilisation)					
Imports					
Exports					
Collection					

Calculation formula:
 Consumption +
 Imports -
 Exports +
 Collection =

Questionnaire – data needs (2/5)

2 Consumption of recovered paper by end use sector *) (how much different RP grades are being used to produce different paper & board grades. (If actual figures are not available, estimates) 2005

1000 tons *)	Mixed	OCC	ONP & Mags.	High grades	Total RP
Newsprint					
Other graphic papers					
Case materials					
Carton boards					
Wrapping up to 150g/m ³					
Other P&B for packaging					
Tissue					
Other P & B					
Total					

Additional information about recovered paper utilisation:

3 Paper and board production and consumption in your country in 2005

1000 tons *)	Production	Consumption
Newsprint		
Other graphic papers		
Case materials		
Carton boards		
Wrapping up to 150g/m ³		
Other P&B for packaging		
Tissue		
Other P & B		
Total		

*) Note: if the paper grade distribution does not correspond to your national statistics, local grade distribution can be used, instead
This grade distribution is being used by CEPI

Questionnaire – data needs (3/5)

4 Biggest recovered paper consumers / users in your country

Name of company	Volume	Description: end use sector etc.
	(1000 tons)	
	(1000 tons)	
	(1000 tons)	
	(1000 tons)	
	(1000 tons)	
	(1000 tons)	

Additional information about RP users.

5 Consumption of recovered paper for other end uses outside paper industry (e.g. composting, insulation, moulded products)

Volume (1000 tons)	Description

6 Description of the collection companies, collection systems and corresponding volumes

Name	RP volume	Description, RP grades etc

Questionnaire – data needs (4/5)

6 Cont. Share of different sources of the total RP collection (estimates)

Trade & industry		%
Printing & converting		%
Households		%
Offices		%
Total	100	%

Additional information; involvement of waste management companies, role of municipalities, legislation etc. related to paper collection

7 What would be in your opinion the average share of following sourcing policy of RP users in your country

	Share (%)	Average cost at mill / €/ton
Own collection		
long term contracts		
Spot buying		
Other (specify)		
Total	100	

Cost structure: (out of the mill price)		
	Share (%)	
Cost at source		%
Collection cost		%
Sorting cost		%
Transportation cost		%
Total cost at mill	100	%

Specify RP grade, if needed

Additional information related to sourcing and costs/prices:

Questionnaire – data needs (5/5)

8 All additional information related to recovered paper collection, utilisation, trade, prices and quality is highly appreciated

Quality issues
Development trends
Logistics
Legislation
Environmental thinking
General industry problems related to recovered paper
Sorting
Trade practises

Text



Answers should be sent to:

Postal address:

Fax:

Tel:

ILPO.ERVASTI@POYRY.COM

P.O.Box 4, FI-01621 Vantaa, Finland

+358 10 33 21482

+358 10 33 22627